



GILBERT+TOBIN
CENTRE
OF
PUBLIC
LAW



Centre for Governance and Public Policy

Enhancing knowledge of governance in Australia and globally

World Class Research*

*Political Science at Griffith was rated '5' (outstanding performance well above world standard) in the 2012 Excellence in Research Australia (ERA) review



OmniPoll Market Research

ABN 45 606 468 044

88 Park Road Kogarah Bay NSW 2217

Partners:

Frederic Anne - 0438 704 162

John Davis - 0412 039 354

Martin O'Shannessy - 0419 988035

EMBARGOED TO 30 OCTOBER 2017

October 2017

Australian Constitutional Values Survey 2017

Results Release 2

Centre for Governance & Public Policy
Griffith University Nathan QLD 4111

Project Leader: Professor A J Brown

Contacts:

Dr Paul Kildea

Gilbert+Tobin Centre of Public Law, UNSW

0421 864 109

Professor John Parkinson

Centre for Governance & Public Policy, Griffith University

0426 447 294

EMBARGOED TO 30 OCTOBER 2017

CONTENTS

Methodology & funding	2
Questions & national results: Indigenous constitutional recognition	3
Support by state and territory:	5
• General support for recognition	5
• Support for representative advisory body ('the voice')	7
• Support for formal agreements	9
Support by voting preference:	11
• General support for recognition	11
• Support for representative advisory body ('the voice')	13
• Support for formal agreements	15

METHODOLOGY & FUNDING

Samples and data collection

- Conducted nationally in Australia by Newspoll Limited (2008-2014) and OmniPoll (2016-2017)
- Respondents: Australian citizens and permanent residents aged 18 years and over
- The results from 2017 online AVCS (n=1,526) only (in yellow)

Year	Computer-Assisted Telephone Interviews		Online		
	n	date	n	date	methods
2008	1,201	1-8 May			
2010	1,100	1-14 March			
2012	1,219	24 Sept–9 Oct			
2014	1,204	19 Aug-2 Sept			
2016			1,222	4-10 May	<ul style="list-style-type: none"> • Respondents drawn from the online consumer panel managed by Lightspeed Research, and Lightspeed Research and Research Now (2017); OmniPoll's online partners • Sample quotas set for state, city and region; sex; and age.
2017	1,201	1-24 Aug	1,526	3-10 Aug	

Weighting

- To reflect the population distribution, results were post-weighted to:
 - Australian Bureau of Statistics data on age, highest level of schooling completed, sex and area;
 - federal voting intention (using the previous two Newspoll/OmniPoll voting intention surveys) (2008, 2014, 2016 & 2017).

Funding

- 2008, 2010 -- Australian Research Council, Discovery Project DP0666833, led by Griffith University, with Charles Sturt University, University of New England and the University of Melbourne.
- 2012 – Griffith University (Centre for Governance & Public Policy, and Griffith Law School) and the University of New South Wales (Gilbert+Tobin Centre of Public Law).
- 2014, 2017, 2017 – Australian Research Council, Discovery Project DP140102682, led by Griffith University, with University of Sydney, University of New South Wales, Australian National University, Lafayette College and University of Texas.

Questions and national results: Indigenous constitutional recognition

It's been suggested the Constitution should be changed in some way to recognise Australia's **Indigenous peoples** – that is, Aboriginal people and Torres Strait Islanders.

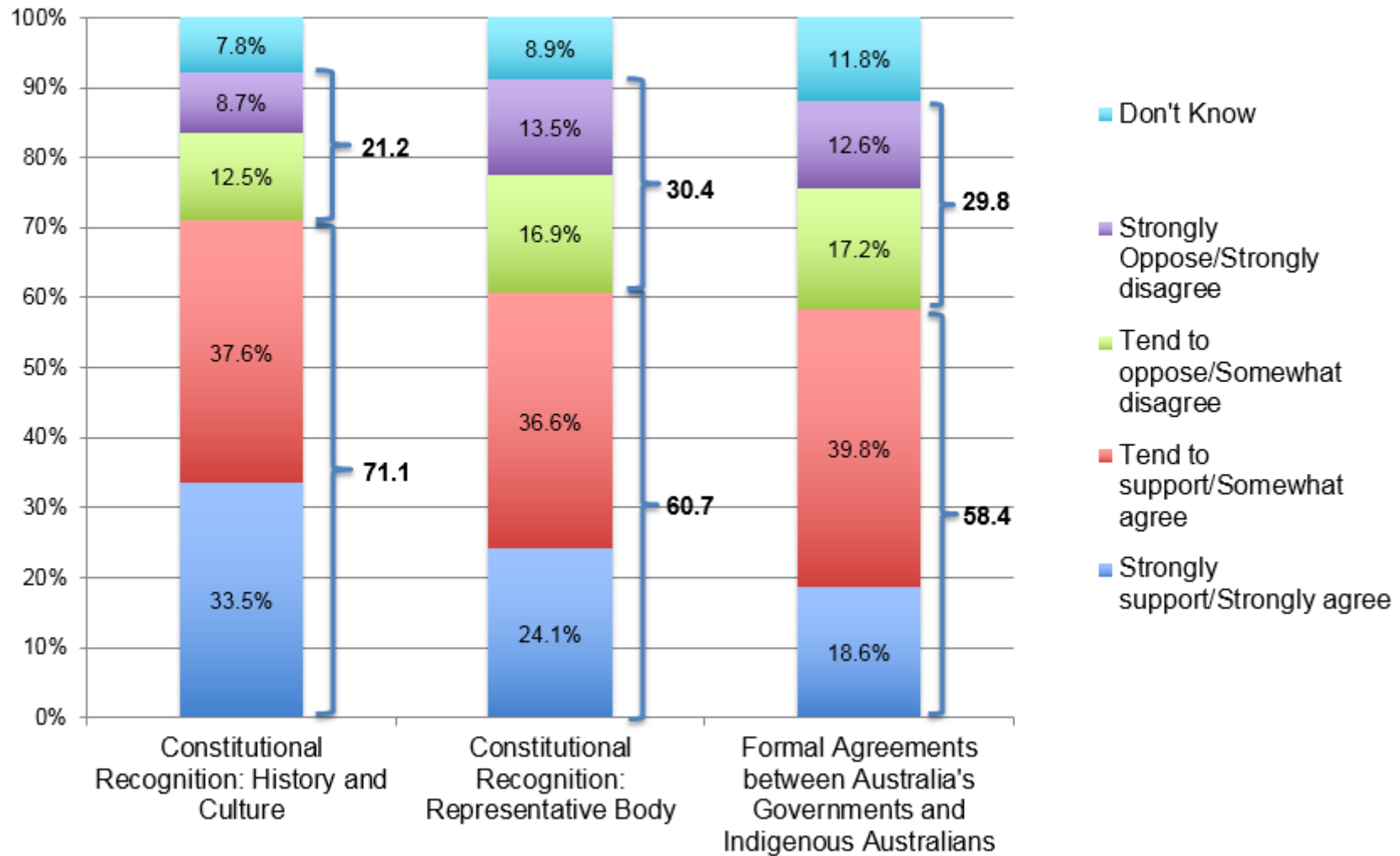
Would you **support** or **oppose** the following changes? (*Select one answer per row*)

		Strongly support	Tend to support	Tend to oppose	Strongly oppose	Can't say	Total
A	A change to the Constitution to officially recognise the history and culture of Australia's Indigenous peoples	33.5	37.6	12.5	8.7	7.8	100.0
		71.1		21.2		7.8	100.0
B	A change to the Constitution to set up a representative Indigenous body to advise the Parliament on laws and policies affecting Indigenous people	24.1	36.6	16.9	13.5	8.9	100.0
		60.7		30.4		8.9	100.0

To what extent do you **agree** or **disagree** with the following about recognising Indigenous people in Australia? (*Select one answer per row*)

		Strongly agree	Some-what agree	Somewhat disagree	Strongly disagree	Can't say	Total
D	There should be formal agreements between Australia's governments and Australia's Indigenous peoples to recognise their rights	18.6	39.8	17.2	12.6	11.8	100.0
		58.4		29.8		11.8	100.0

National results (2): Indigenous constitutional recognition

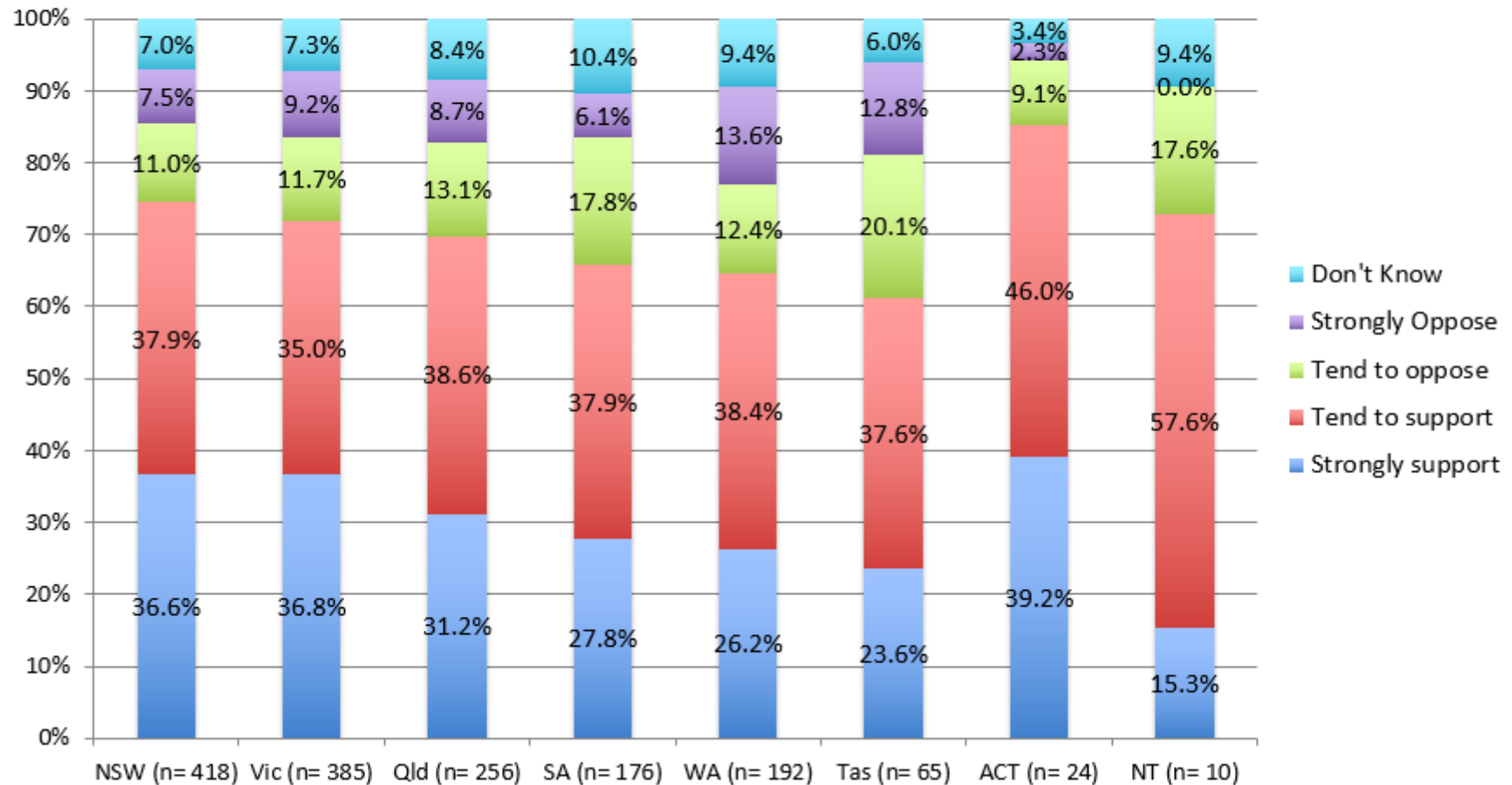


Support by state

General support for recognition: 'A change to the Constitution to officially recognise the history and culture of Australia's Indigenous peoples'

%	Overall (n = 1526) (inc 34 ACT & NT)	NSW (n = 418)	Vic (n = 385)	Qld (n = 256)	SA (n = 176)	WA (n = 192)	Tas (n = 65)
Strongly oppose	8.7	7.5	9.2	8.7	6.1	13.6	12.8
Tend to oppose	12.5	11.0	11.7	13.1	17.8	12.4	20.1
Subtotal	21.2	18.5	20.9	21.8	23.9	26.0	32.9
Tend to support	37.6	37.9	35.0	38.6	37.9	38.4	37.6
Strongly support	33.5	36.6	36.8	31.2	27.8	26.2	23.6
Subtotal	71.1	74.5	71.8	69.8	65.7	64.6	61.2
Don't know	7.8	7.0	7.3	8.4	10.4	9.4	6.0
Total	100.0	100.0	100.0	100.0	100.0	100.0	100.0

General support for recognition (2): 'A change to the Constitution to officially recognise the history and culture of Australia's Indigenous peoples?'

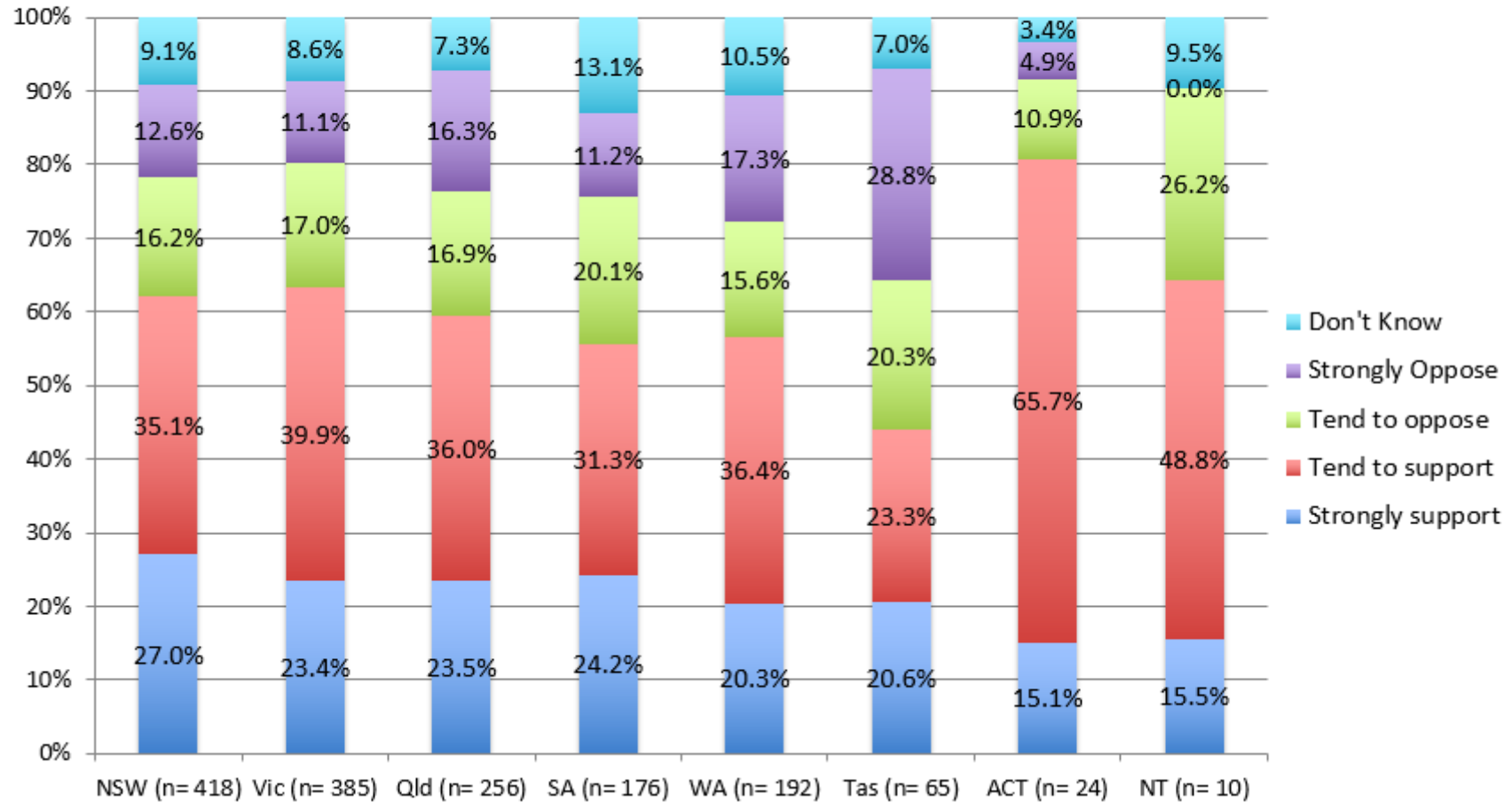


Support by state - representative advisory body ('the voice')

'A representative Indigenous body to advise the Parliament on laws and policies affecting Indigenous people'

%	Overall (n = 1526) <i>(inc 34 ACT & NT)</i>	NSW (n = 418)	Vic (n = 385)	Qld (n = 256)	SA (n = 176)	WA (n = 192)	Tas (n = 65)
Strongly oppose	13.5	12.6	11.1	16.3	11.2	17.3	28.8
Tend to oppose	16.9	16.2	17.0	16.9	20.1	15.6	20.3
Subtotal	30.4	28.8	28.1	33.2	31.3	32.9	49.1
Tend to support	36.6	35.1	39.9	36.0	31.3	36.4	23.3
Strongly support	24.1	27.0	23.4	23.5	24.2	20.3	20.6
Subtotal	60.7	62.1	63.3	59.5	55.5	56.7	43.9
Don't know	8.9	9.1	8.6	7.3	13.1	10.5	7.0
Total	100.0	100.0	100.0	100.0	100.0	100.0	100.0

Support for representative advisory body ('the voice') (2): 'A representative Indigenous body to advise the Parliament on laws and policies affecting Indigenous people'

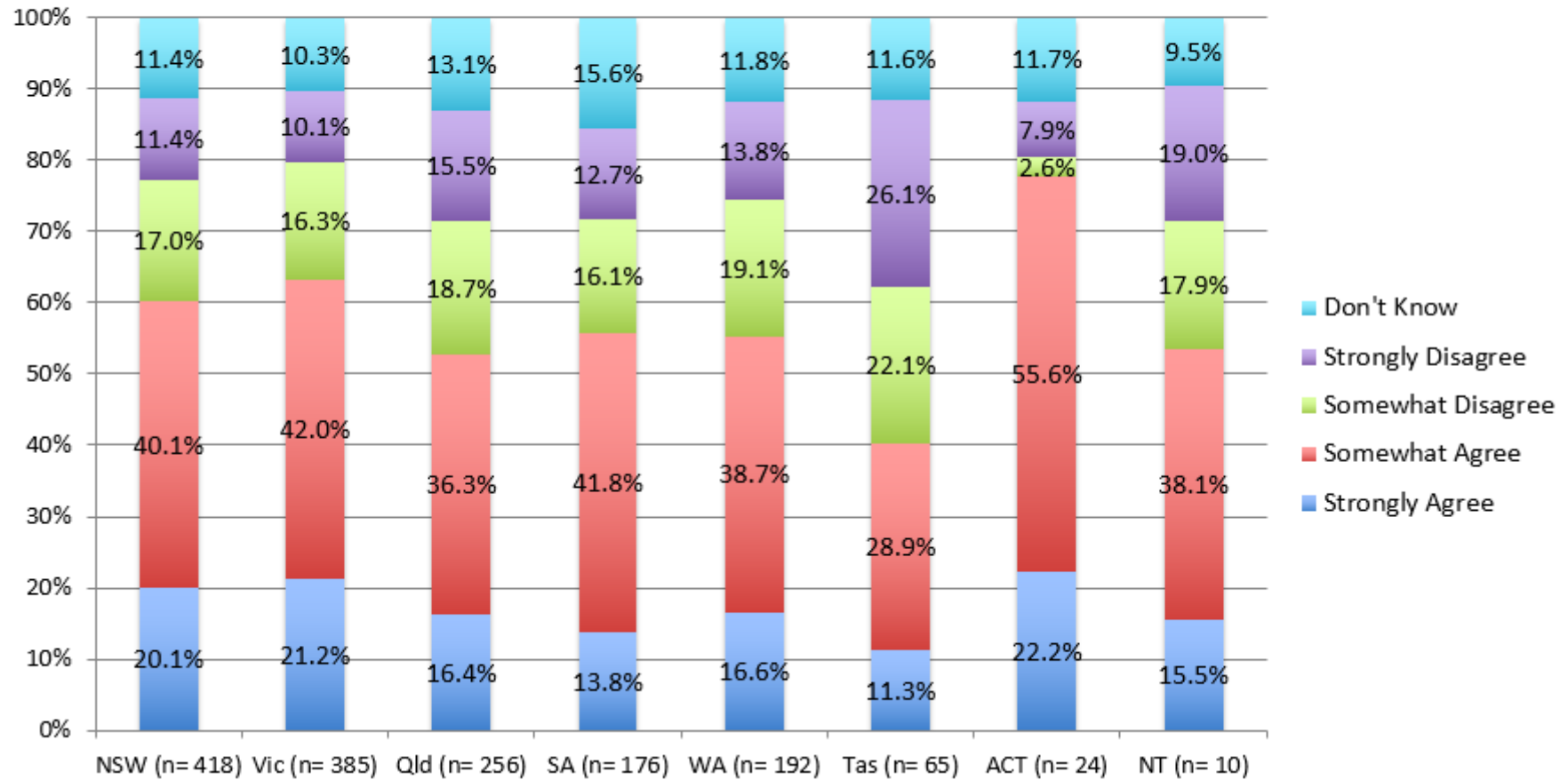


Support by state – formal agreements

'There should be formal agreements between Australia's governments and Australia's Indigenous peoples to recognise their rights'

%	Overall (n = 1526) <i>(inc 34 ACT & NT)</i>	NSW (n = 418)	Vic (n = 385)	Qld (n = 256)	SA (n = 176)	WA (n = 192)	Tas (n = 65)
Strongly disagree	12.6	11.4	10.1	15.5	12.7	13.8	26.1
Somewhat disagree	17.2	17.0	16.3	18.7	16.1	19.1	22.1
Subtotal	29.8	28.4	26.3	34.2	28.8	32.9	48.2
Somewhat agree	39.8	40.1	42.0	36.3	41.8	38.7	28.8
Strongly agree	18.6	20.1	21.2	16.4	13.8	16.6	11.3
Subtotal	58.4	60.2	63.2	52.7	55.6	55.3	40.1
Don't know	11.8	11.4	10.3	13.1	15.6	11.8	11.6
Total	100.0	100.0	100.0	100.0	100.0	100.0	100.0

Support for formal agreements (2): 'there should be formal agreements between Australia's governments and Australia's Indigenous peoples to recognise their rights'



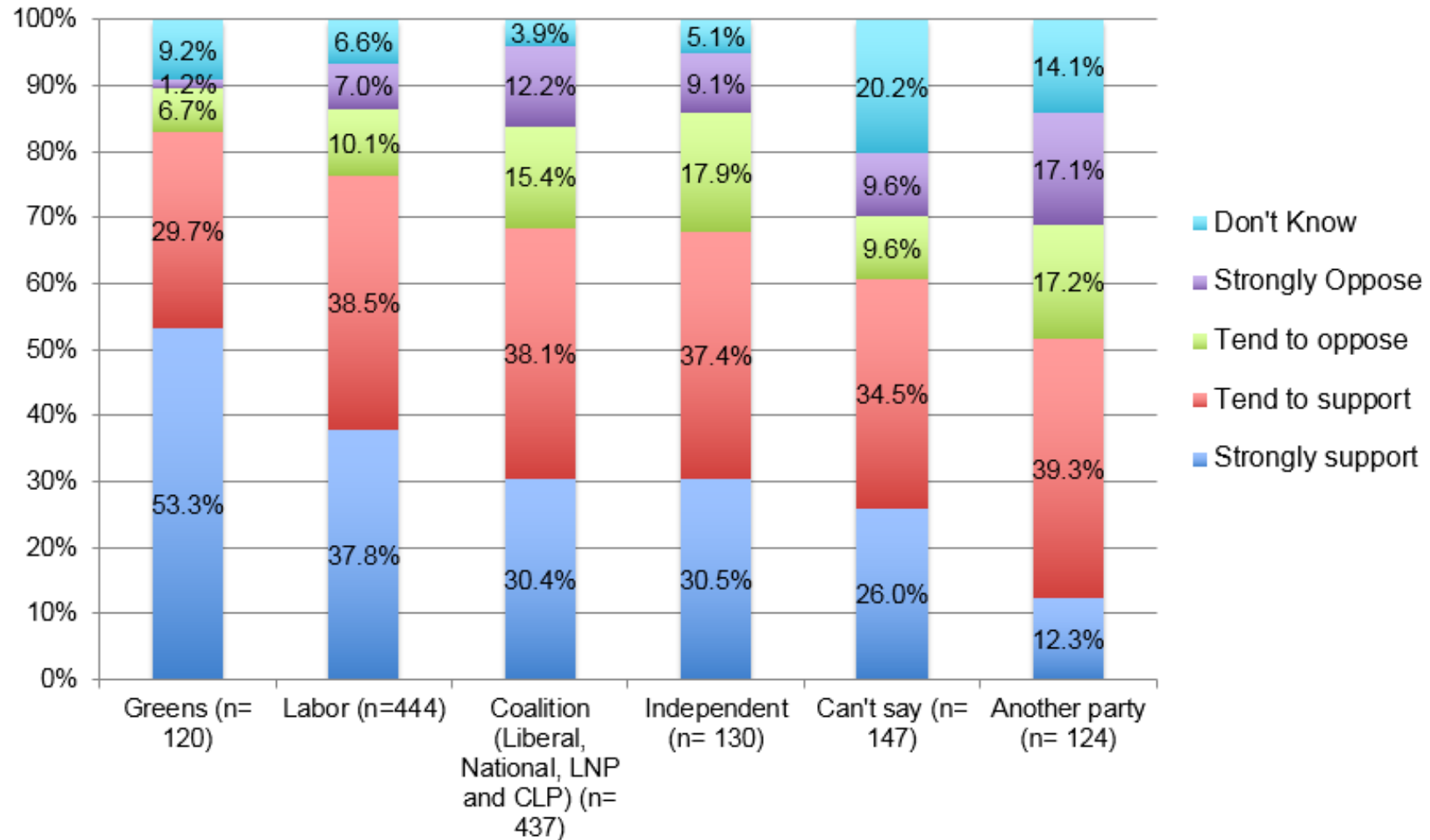
Support by voting preference

General support for recognition: 'A change to the Constitution to officially recognise the history and culture of Australia's Indigenous peoples'

%	Overall (n = 1526)	Greens (n = 120)	Labor (n = 444)	Coalition (n = 437)	Independ- endent (n = 130)	Another party (n = 124)	Can't say (n = 147)
Strongly oppose	8.7	1.2	7.0	12.2	9.1	17.1	9.6
Tend to oppose	12.5	6.7	10.1	15.4	17.9	17.2	9.6
<i>Subtotal</i>	21.2	7.9	17.1	27.6	27.0	34.3	19.2
Tend to support	37.6	29.7	38.5	38.1	37.4	39.3	34.5
Strongly support	33.5	53.3	37.8	30.4	30.5	12.3	26.0
<i>Subtotal</i>	71.1	83.0	76.3	68.5	67.9	51.6	60.5
Don't know	7.8	9.2	6.6	3.9	5.1	14.1	20.2
Total	100.0	100.0	100.0	100.0	100.0	100.0	100.0

Support by voting preference – general recognition

'A change to the Constitution to officially recognise the history and culture of Australia's Indigenous peoples'



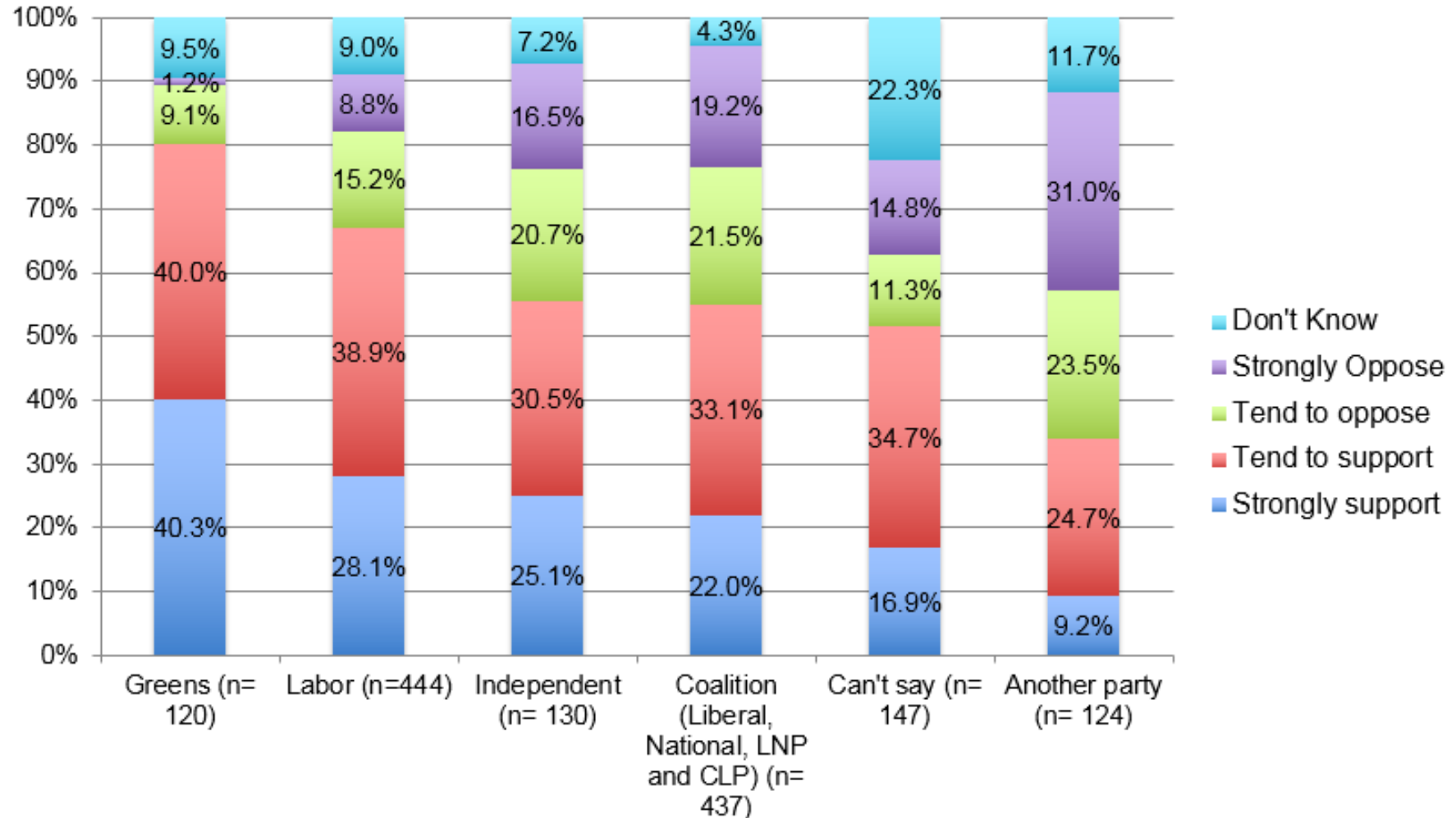
Support by voting preference – representative advisory body (‘the voice’)

‘A change to the Constitution to set up a representative Indigenous body to advise the Parliament on laws and policies affecting Indigenous people ’

%	Overall (n = 1526)	Greens (n = 120)	Labor (n = 444)	Indep- endent (n = 130)	Coalition (n = 437)	Another party (n = 124)	Can't say (n = 147)
Strongly oppose	13.5	1.2	8.8	16.5	19.2	31.0	14.8
Tend to oppose	16.9	9.1	15.2	20.7	21.5	23.5	11.3
Subtotal	30.4	10.3	24.0	37.2	40.7	54.5	26.1
Tend to support	36.6	40.0	38.9	30.5	33.1	24.7	34.7
Strongly support	24.1	40.3	28.1	25.1	22.0	9.2	16.9
Subtotal	60.7	80.3	67.0	55.6	55.1	33.9	51.6
Don't know	8.9	9.5	9.0	7.2	4.3	11.7	22.3
Total	100.0	100.0	100.0	100.0	100.0	100.0	100.0

Support by voting preference – representative advisory body ('the voice')

'A change to the Constitution to set up a representative Indigenous body to advise the Parliament on laws and policies affecting Indigenous people'



Support by voting preference – formal agreements

'Formal agreements between Australia's governments and Australia's Indigenous peoples to recognise their rights'

%	Overall (n = 1526)	Greens (n = 120)	Labor (n = 444)	Indep- endent (n = 130)	Coalition (n = 437)	Another party (n = 124)	Can't say (n = 147)
Strongly disagree	12.6	0.7	9.9	17.2	16.8	26.2	14.3
Somewhat disagree	17.2	14.4	16.1	15.9	21.0	19.9	10.0
Subtotal	29.8	15.1	26.0	33.1	37.8	46.1	24.3
Somewhat agree	39.8	41.7	41.6	40.5	38.3	29.2	31.6
Strongly agree	18.6	31.9	22.4	21.2	16.4	8.4	12.3
Subtotal	58.4	73.6	64.0	61.7	54.7	37.6	43.9
Don't know	11.8	11.3	9.9	5.2	7.4	16.3	31.9

Support by voting preference - formal agreements

'Formal agreements between Australia's governments and Australia's Indigenous peoples to recognise their rights'

